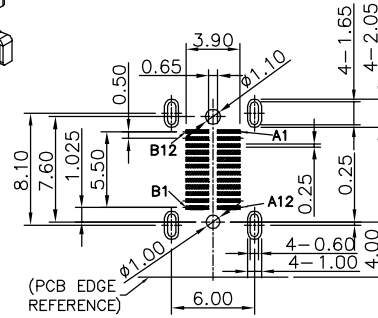
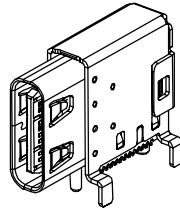


THE INFORMATION CONTAINED IN THIS DOCUMENT IS PROPRIETARY TO Y-S ELECTRONIC, ANY REPRODUCTION IN PART OR WHOLE WITHOUT PRIOR WRITTEN APPROVAL OR AUTHORIZATION OF Y-S ELECTRONIC IS STRICTLY PROHIBITED.

RoHS COMPLIANT

REV.	DESCRIPTION	ECN NO.	DWN.	CHK.	APVD.	DATE



RECOMMENDED P.C.B LAYOUT  
TOLERANCE ± 0.05mm (TOP VIEW)

**MATERIALS**

- HOUSING : LCP (UL 94V-0), BLACK.
- TERMINAL : COPPER ALLOY,  
GOLD PLATED ON CONTACT AREA,  
GOLD FLASH PLATING ON SOLDER TAIL,  
NICKEL UNDERPLATED OVER ALL.
- MID PLATE : STAINLESS STEEL.
- SHELL : STAINLESS STEEL, NICKEL PLATING.

**SPECIFICATION**

- CURRENT RATING : 5.0A FOR Vbus PIN,  
1.25A FOR Vconn PIN,  
0.25A FOR OTHER PINS.
- VOLTAGE RATING : 20V DC MAX.
- CONTACT RESISTANCE : 40mΩ.
- INSULATION RESISTANCE : 100MΩ MIN.
- DIELECTRIC WITHSTANDING VOLTAGE : 100 VAC MIN.
- OPERATING TEMPERATURE : -40°C TO +85°C.
- MATING FORCE : 5~20N.
- UNMATING FORCE : 8~20N.
- DURABILITY : 10,000 CYCLES.
- RECOMMENDED PROCESS :  
THE PEAK TEMPERATURE ON THE BOARD SHALL  
MAINTAIN 260°C.

**PIN ASSIGNMENT:**

PIN	Signal Name	PIN	Signal Name
A1	GND	B12	GND
A2	SSTxp1	B11	SSRXp1
A3	SSTXn1	B10	SSRXn1
A4	Vbus	B9	Vbus
A5	CC1	B8	SBU2
A6	Dp1	B7	DN2
A7	Dn1	B6	DP2
A8	SBU1	B5	CC2
A9	Vbus	B4	Vbus
A10	SSRXn2	B3	SSTXn2
A11	SSRXp2	B2	SSTXp2
A12	GND	B1	GND

**Ordering Information**

184j-XXXXXX  
a b c d e f

a. No. Of Pins  
24: 24 positions

b. Contact Type  
1: Male  
2: Female

**c. Contact Plating**

- Gold flash selective gold
- 5u" selective gold over 50u" nickel
- 15u" selective gold over 50u" nickel
- 30u" selective gold over 50u" nickel
- 30u" gold flash full gold

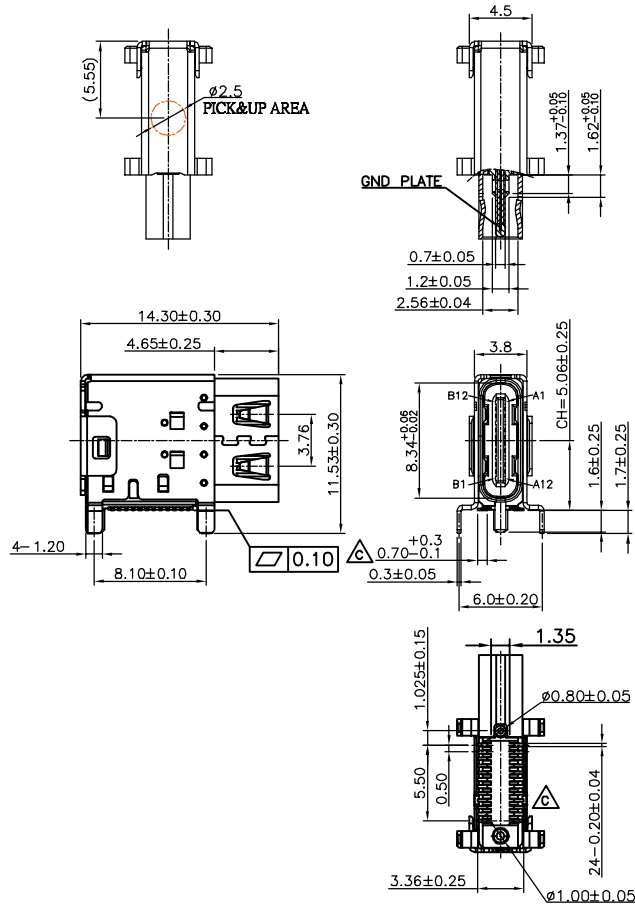
d. Shell Type  
V: Nickel

e. Insulator Color

1: Black (LCP)

f. Contact Type(Signal Pin)

- SMT TYPE(Sink type)
- Edge Type
- Waveless Type
- SMT Type (Two-Row Type)



DO NOT SCALE DRAWING

<b>DIMENSIONS:</b> <input type="checkbox"/> mm [INCH] <input type="checkbox"/> INCH [mm] <input checked="" type="checkbox"/> mm ONLY		<b>CAD GENERATED DRAWING, DO NOT MANUALLY UPDATE</b>		<p>No. 101, Sec. 1, Long-An Street, Li-Chu, Taoyuan, Taiwan, R.O.C. TEL: +886-3-3609819 FAX: +886-3-3609817</p>
UNLESS OTHERWISE SPECIFIED, GENERAL TOLERANCE: DECIMALS ANGLES X ±0.38 [0.015] X° ±3° .X ±0.25 [0.010] .X° ±1.0° .XX ±0.13 [0.005]		DRAWN BY AND DATE TIAN 2011-10-14 CHECKED BY AND DATE JACK CHEN 2011-10-14 APPROVED BY AND DATE FRANKY CHEN 2011-10-14 THIRD ANGLE PROJECTION		
MATERIAL:  FINISH:		TITLE <b>184j SERIES USB 3.1 TYPE C</b>		
SCALE: 1:1		SIZE: A4		DRAWING NO. <b>184J-2424114</b>
FILE NO.:		SHEET 1 OF 1		REV A