

THE INFORMATION CONTAINED IN THIS DOCUMENT IS PROPRIETARY TO Y-S ELECTRONIC. ANY REPRODUCTION IN PART OR WHOLE WITHOUT PRIOR WRITTEN APPROVAL OR AUTHORIZATION OF Y-S ELECTRONIC IS STRICTLY PROHIBITED.

RoHS COMPLIANT

REVISIONS				
REV	ECN NO.	DESCRIPTION	APPROVED BY	DATE
A		△	KING CHIU	2006-05-27

Product Specification

Material

Insulator :Glass-Filled Thermoplastic
UL94V-0 rates, Color-see ordering Information

Contact :Brass
Plated full gold or selected gold in mating area, 100u" min. tin-lead on on termination area, with entire contact under-plated 50u" min. Nickel

Electrical

Contact Resistance :30 milliohms
Max at 1 AMP DC.

Insulation Resistance :1000
megohms at 500 VDC

Dielectric Withstanding Voltage :
500 VAC/rms 60Hz for 1 minute

Current Rating :1 AMP
Voltage Rating :250 VAC/rms 60Hz

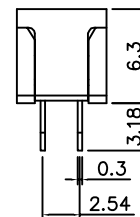
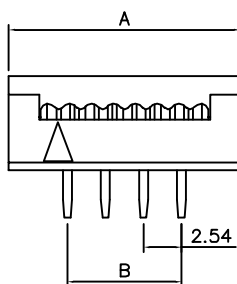
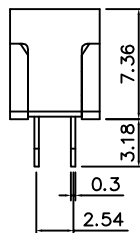
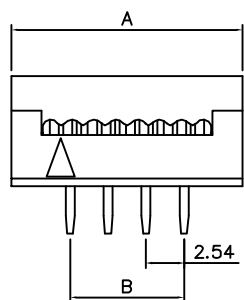
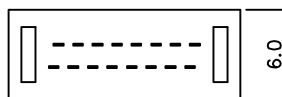

Ordering Information

123 - $\frac{XX}{a} \frac{X}{b} \frac{X}{c} \frac{X}{d}$

- a. No. Of Pins
- b. Contact Plating
 - 0: Gold flash selective gold(standard)
 - 1: 5u" selective gold on contact
 - 2: 10u" selective gold on contact
 - 3: 15u" selective gold on contact
 - 4: 30u" selective gold on contact
 - 5: 50u" selective gold on contact
 - 6: Gold Flash Full gold
- t: tin(bright tin)
- m: tin(matte tin)

- c:Insulator Color
 - 0: Black
 - 1: Gray04(Light)
 - 2: Gray(PANTONE 429C)

- d:transition plug
 - 1: transition plug size:7.3mm(standard)
 - 2: transition plug size:6.3mm



Size: 7.36mm

Size: 6.3mm

Dimensions

Positions	A	B	Positions	A	B	Positions	A	B
6	13.07	5.08	20	30.85	22.86	36	51.17	43.18
8	15.61	7.62	24	35.93	27.94	40	56.25	48.26
10	18.15	10.16	26	38.47	30.48	50	68.95	60.96
12	20.69	12.70	30	43.55	35.56	60	81.65	73.66
14	23.23	15.24	34	48.63	40.64	64	86.73	78.74
16	25.77	17.78						
18	28.31	20.32						

DO NOT SCALE DRAWING

DIMENSIONS: <input type="checkbox"/> MM [INCH] <input type="checkbox"/> INCH [mm] <input checked="" type="checkbox"/> MM ONLY		CAD GENERATED DRAWING, DO NOT MANUALLY UPDATE	
UNLESS OTHERWISE SPECIFIED, GENERAL TOLERANCE: DECIMALS X: ±0.38 [0.015] X*: ±3° .X ±0.25 [0.010] .X* ±1.0° .XX ±0.13 [0.005]		DRAWN BY AND DATE JUSTIN XING 30-03-06	
MATERIAL		CHECKED BY AND DATE JUSTIN XING 30-03-06	
FINISH		APPROVED BY AND DATE MICHAEL HUANG 30-03-06	
		THIRD ANGLE PROJECTION	
		SCALE: 3 : 1	SIZE: A3



Y-S ELECTRONIC CO., LTD.
No. 101, Sec. 1, Long-An Street,
Lu-Chu, Taoyuan, Taiwan, R.O.C.
TEL: +886-3-3609819 FAX: +886-3-3609817

TITLE 123 SERIES DIP PLUG 2.54MM (0.100")*2.54MM(0.100")	
DRAWING NO. 123-XXXXX	REV A
FILE NO.	SHEET 1 OF 1